

N-Channel JFETs

2N4117A PN4117A SST4117
 2N4118A PN4118A SST4118
 2N4119A PN4119A SST4119

Product Summary

Part Number	V _{GS(off)} (V)	V _{(BR)GSS} Min (V)	g _{fs} Min (mS)	I _{DSS} Min (μA)
4117	-0.6 to -1.8	-40	70	30
4118	-1 to -3	-40	80	80
4119	-2 to -6	-40	100	200

PN/SST4119A, For applications information see AN105, page 1.

Features

- Ultra-Low Leakage: 0.2 pA
- Very Low Current/Voltage Operation
- Ultrahigh Input Impedance
- Low Noise

Benefits

- Insignificant Signal Loss/Error Voltage with High-Impedance Source
- Low Power Consumption (Battery)
- Maximum Signal Output, Low Noise
- High Sensitivity to Low-Level Signals

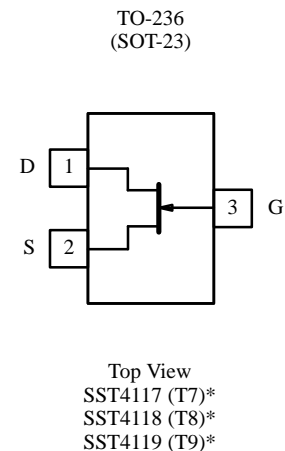
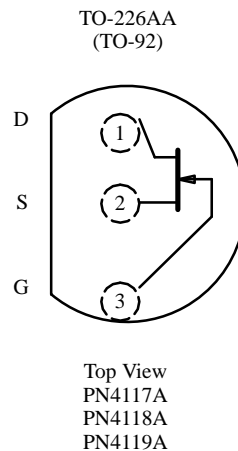
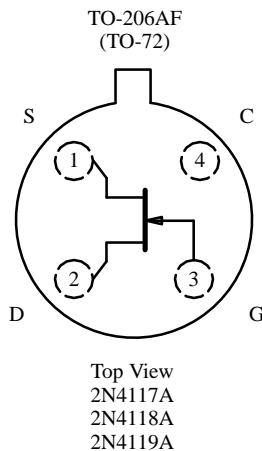
Applications

- High-Impedance Transducer Amplifiers
- Smoke Detector Input
- Infrared Detector Amplifier
- Precision Test Equipment

Description

The 2N/PN/SST4117A series of n-channel JFETs provide ultra-high input impedance. These devices are specified with a 1-pA limit and typically operate at 0.2 pA. This makes them perfect choices for use as high-impedance sensitive front-end amplifiers.

The hermetically sealed TO-206AF package allows full military processing per MIL-S-19500 (see Military Information). The TO-226A (TO-92) plastic package provides a low-cost option. The TO-236 (SOT-23) package provides surface-mount capability. Both the PN and SST series are available in tape-and-reel for automated assembly (see Packaging Information).



*Marking Code for TO-236

Updates to this data sheet may be obtained via facsimile by calling Siliconix FaxBack, 1-408-970-5600. Please request FaxBack document #70239. Applications information may also be obtained via FaxBack, request document #9105.

Absolute Maximum Ratings

Gate-Source/Gate-Drain Voltage -40V	Lead Temperature (¹ / ₁₆ " from case for 10 sec.) 300°C
Forward Gate Current 50 mA	Power Dissipation (case 25°C) :	
Storage Temperature :	(2N Prefix) -65 to 175°C	(2N Prefix) ^a 300 mW
	(PN, SST Prefix) -55 to 150°C	(PN, SST Prefix) ^b 350 mW
Operating Junction Temperature :		Notes	
	(2N Prefix) -55 to 175°C	a. Derate 2 mW/°C above 25°C	
	(PN, SST Prefix) -55 to 150°C	b. Derate 2.8 mW/°C above 25°C	

Specifications^a

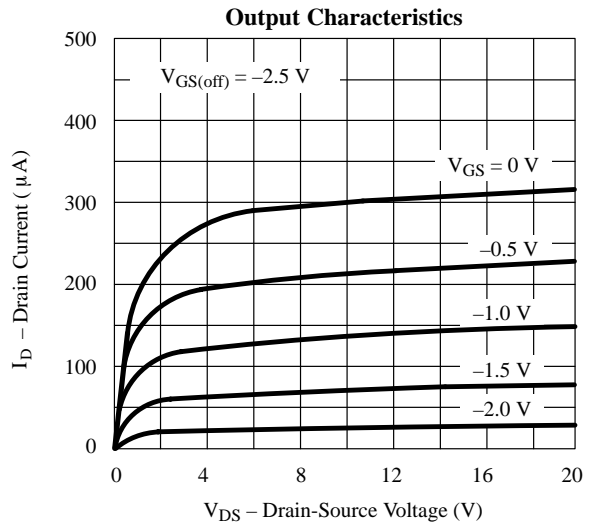
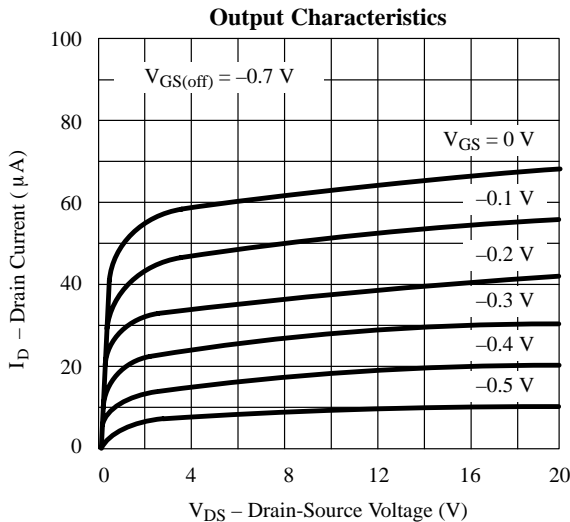
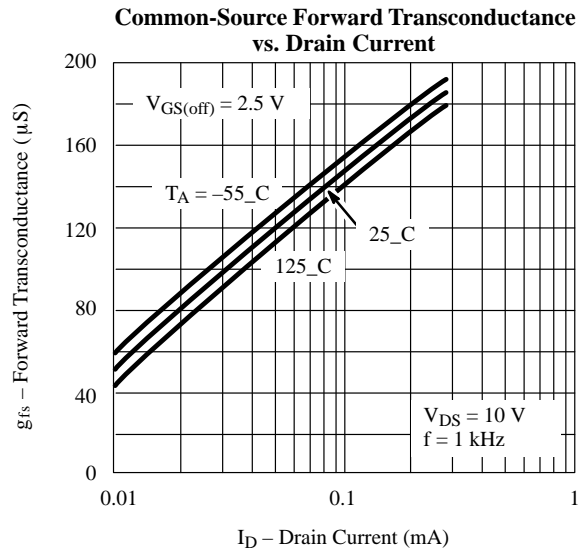
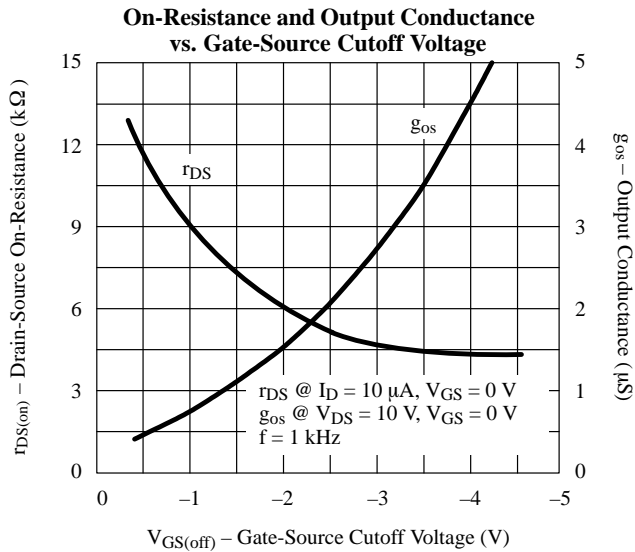
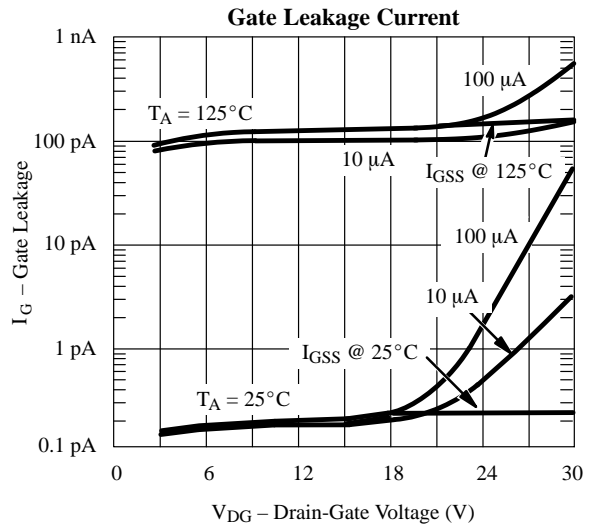
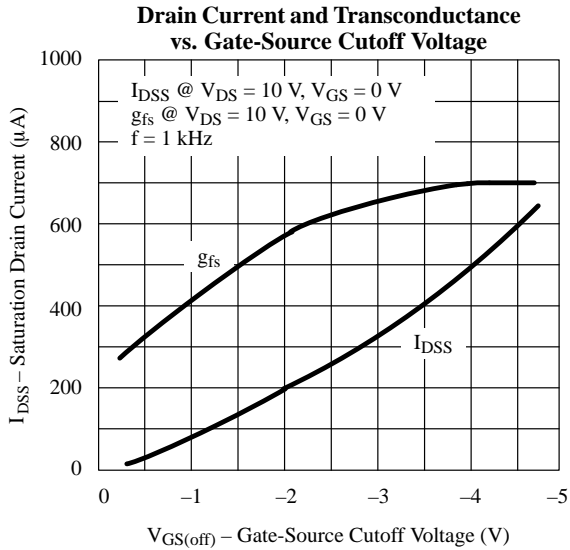
Parameter	Symbol	Test Conditions	Typ ^b	Limits						Unit	
				4117		4118		4119			
				Min	Max	Min	Max	Min	Max		
Static											
Gate-Source Breakdown Voltage	V _{(BR)GSS}	I _G = -1 μA, V _{DS} = 0 V	-70	-40		-40		-40		V	
Gate-Source Cutoff Voltage	V _{GS(off)}	V _{DS} = 10 V, I _D = 1 nA		-0.6	-1.8	-1	-3	-2	-6		
Saturation Drain Current	I _{DSS}	V _{DS} = 10 V, V _{GS} = 0 V		30	90	80	240	200	600	μA	
Gate Reverse Current	I _{GSS}	V _{GS} = -20 V V _{DS} = 0 V	2N	-0.2		-1		-1		-1	pA
		V _{GS} = -20 V V _{DS} = 0 V T _A = 150°C		-0.4		-2.5		-2.5		-2.5	nA
		V _{GS} = -10 V V _{DS} = 0 V	PN	-0.2		-1		-1		-1	pA
			SST	-0.2		-10		-10		-10	pA
		V _{GS} = -10 V V _{DS} = 0 V T _A = 100°C	PN/SST	-0.03		-2.5		-2.5		-2.5	nA
Gate Operating Current ^c	I _G	V _{DG} = 15 V, I _D = 30 μA	-0.2							pA	
Drain Cutoff Current ^c	I _{D(off)}	V _{DS} = 10 V, V _{GS} = -8 V	0.2								
Gate-Source Forward Voltage ^c	V _{GS(F)}	I _G = 1 mA, V _{DS} = 0 V	0.7							V	
Dynamic											
Common-Source Forward Transconductance	g _{fs}	V _{DS} = 10 V, V _{GS} = 0 V f = 1 kHz		70	210	80	250	100	330	μS	
Common-Source Output Conductance	g _{os}					3		5			10
Common-Source Input Capacitance	C _{iss}	V _{DS} = 10 V V _{GS} = 0 V f = 1 MHz	2N/PN	1.2		3		3		3	pF
			SST	1.2							
Common-Source Reverse Transfer Capacitance	C _{rss}		2N/PN	0.3		1.5		1.5		1.5	
			SST	0.3							
Equivalent Input Noise Voltage ^c	e _n	V _{DS} = 10 V, V _{GS} = 0 V f = 1 kHz	15							nV/ √Hz	

Notes

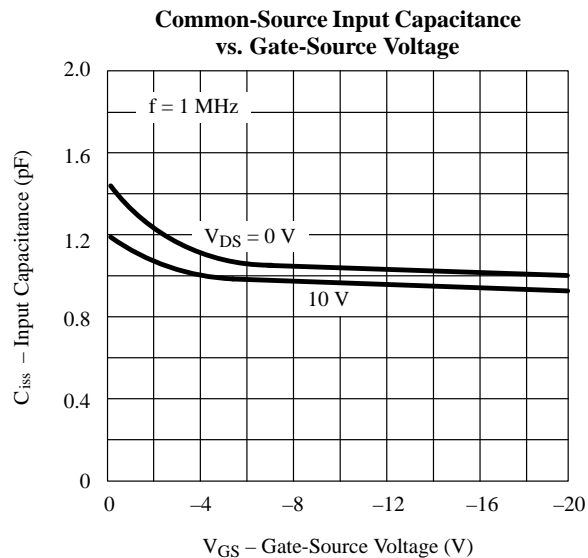
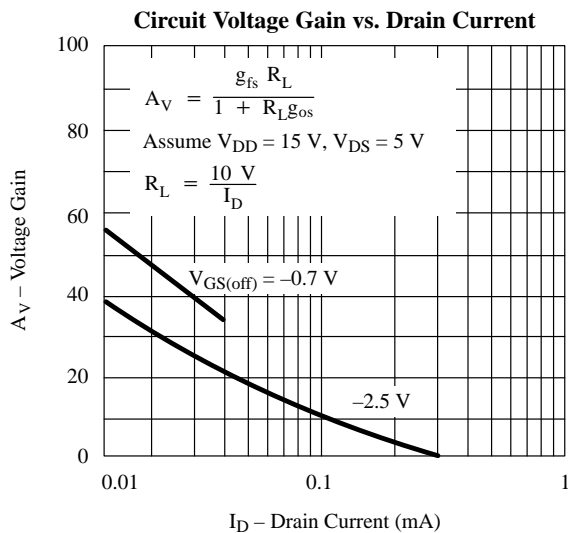
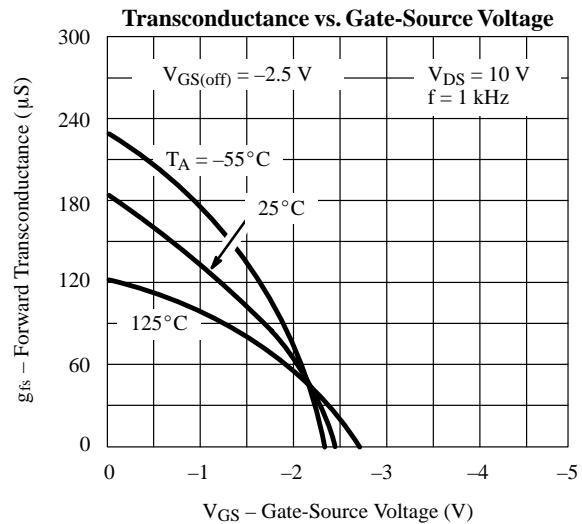
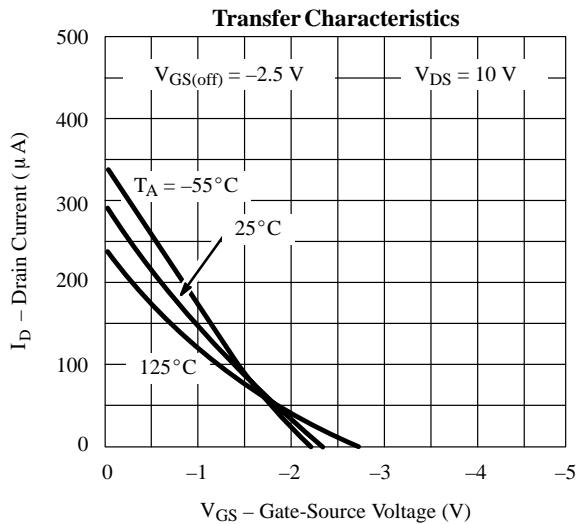
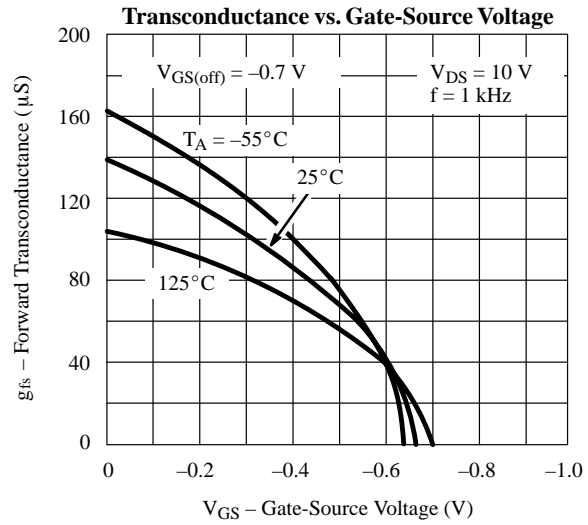
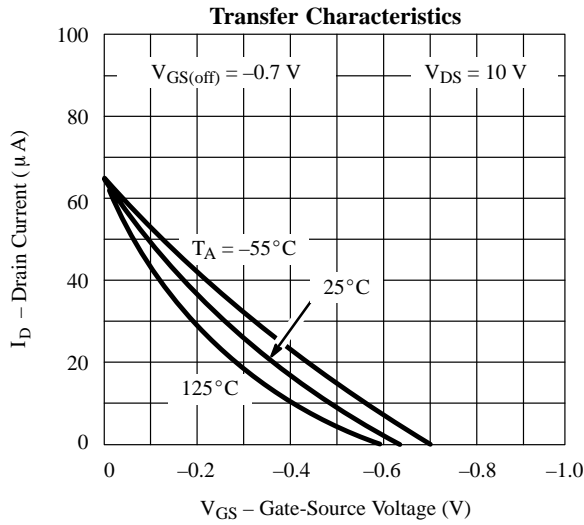
- a. T_A = 25°C unless otherwise noted.
- b. Typical values are for DESIGN AID ONLY, not guaranteed nor subject to production testing.
- c. This parameter not registered with JEDEC.

NT

Typical Characteristics



Typical Characteristics (Cont'd)



Typical Characteristics (Cont'd)

